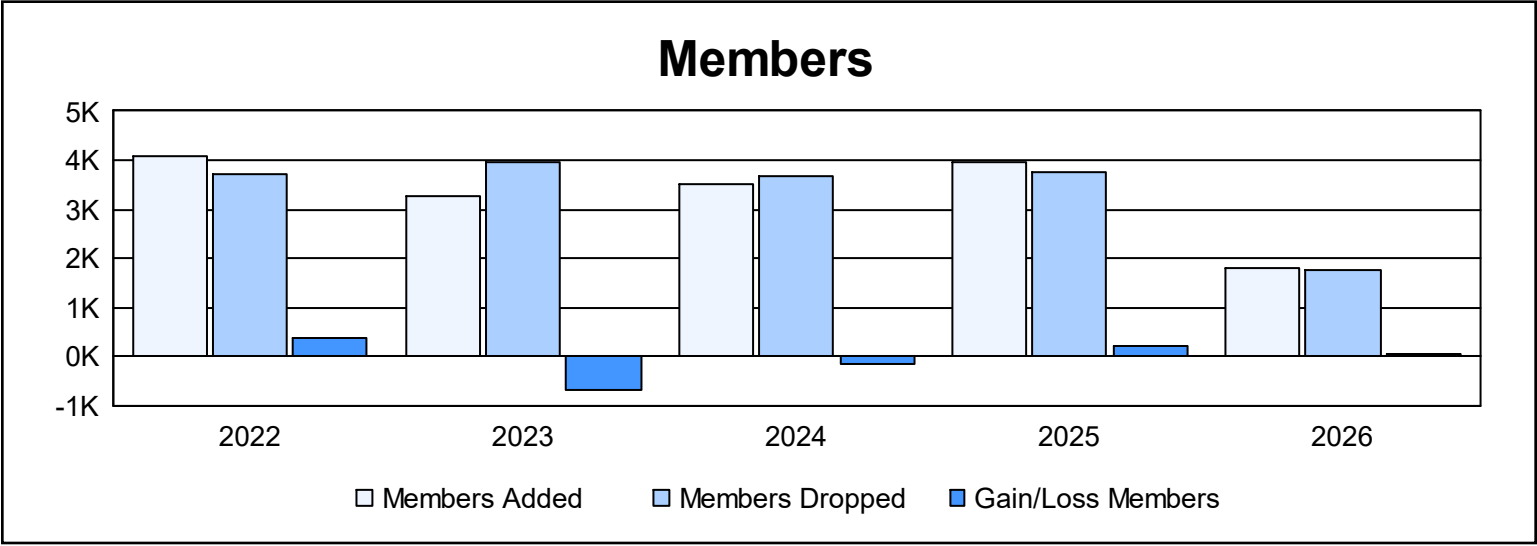
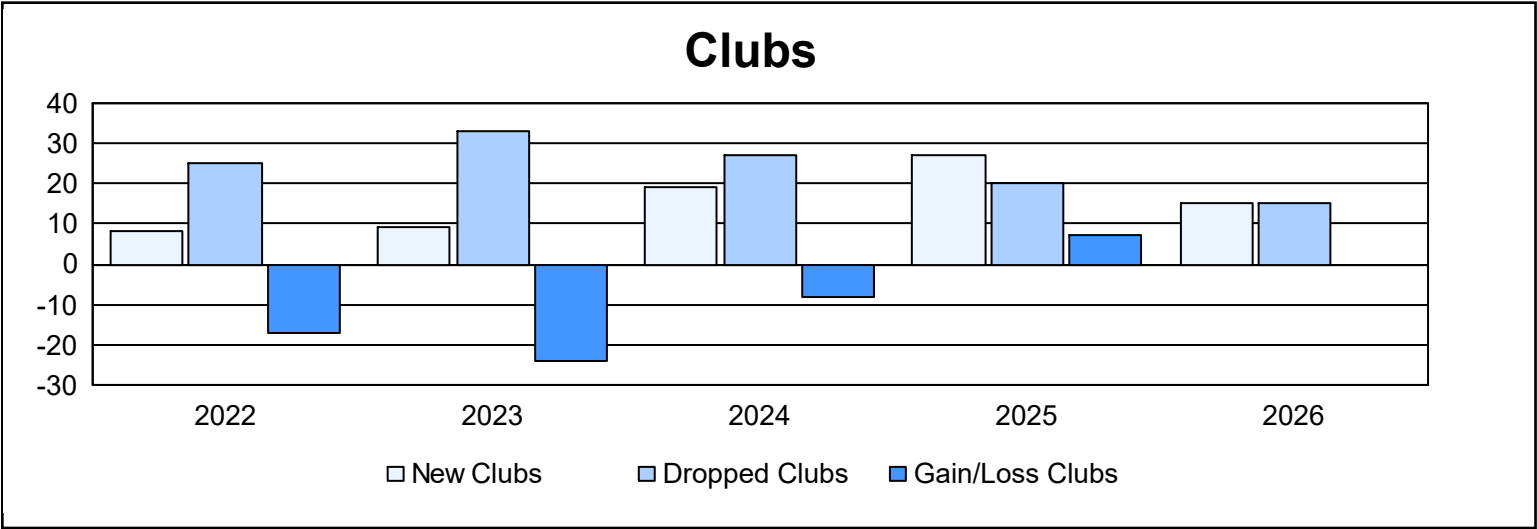
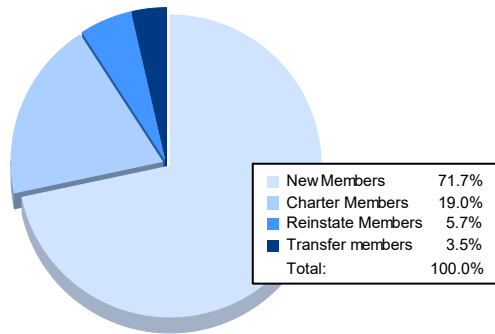


Year	New Clubs	Dropped Clubs	Gain/ Loss Clubs	New Members	Charter Members	Reinstate Members	Transfer Members	Total Member Added	Total Members Dropped	Gain/ Loss Members
2021-2022	8	25	-17	3,370	287	269	152	4,078	3,712	366
2022-2023	9	33	-24	2,644	278	152	200	3,274	3,964	-690
2023-2024	19	27	-8	2,610	622	156	144	3,532	3,674	-142
2024-2025	27	20	7	2,733	764	304	142	3,943	3,740	203
2025-2026	15	15	0	1,307	347	104	64	1,822	1,755	67
Average	16	24	-8	2,533	460	197	140	3,330	3,369	-39



Membership Composition

December 2025 Cumulative



Gender Composition

December 2025 Cumulative

